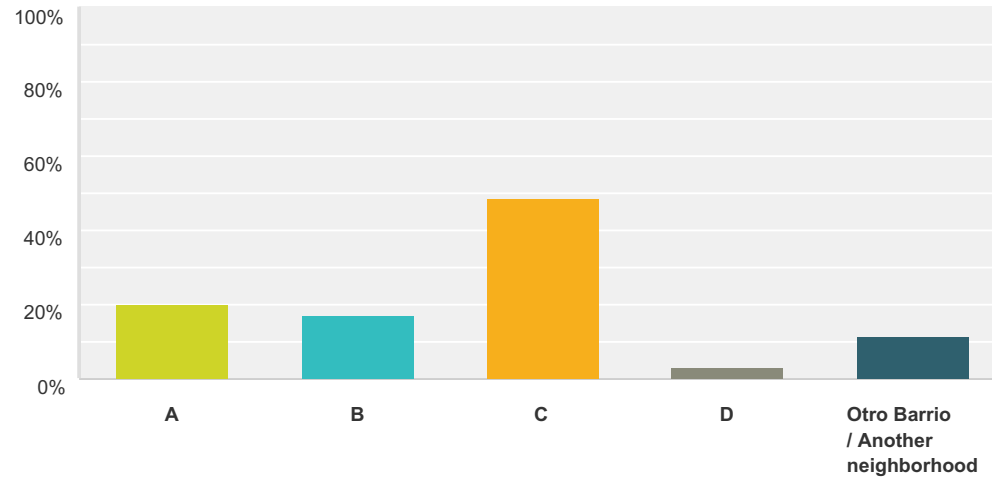
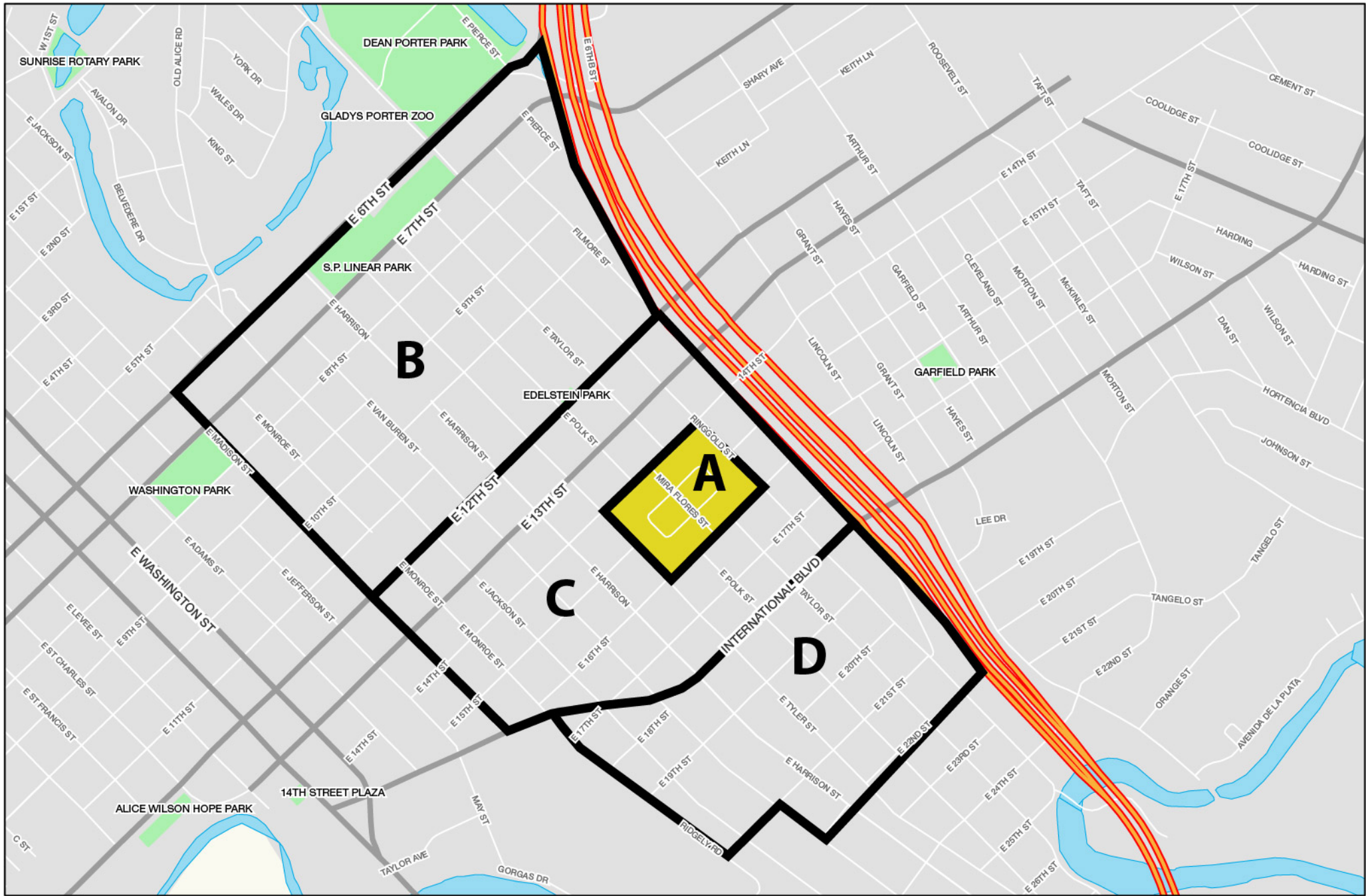


### Q1 ¿Dónde vive?Where do you live?

Answered: 35 Skipped: 11

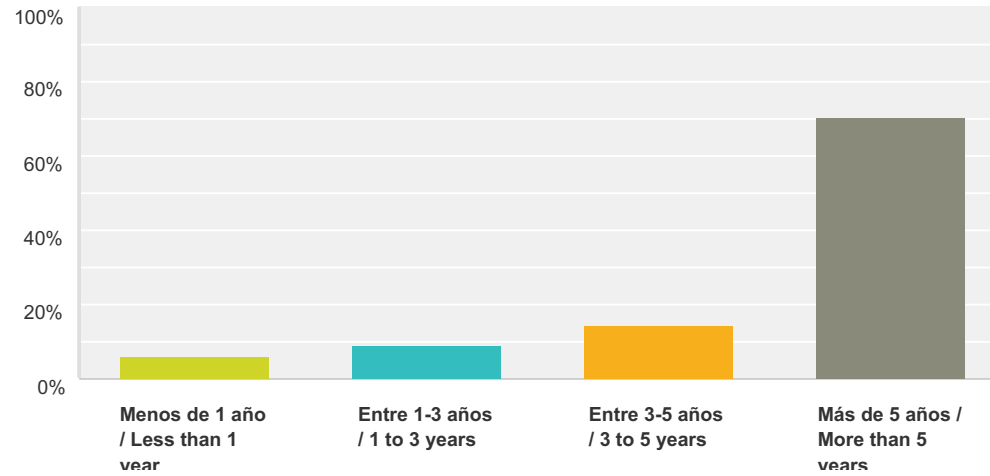


Answer Choices	Responses	
A	20.00%	7
B	17.14%	6
C	48.57%	17
D	2.86%	1
Otro Barrio / Another neighborhood	11.43%	4
<b>Total</b>		<b>35</b>



## Q2 ¿Cuánto tiempo ha vivido en el barrio? How long have you lived in the neighborhood?

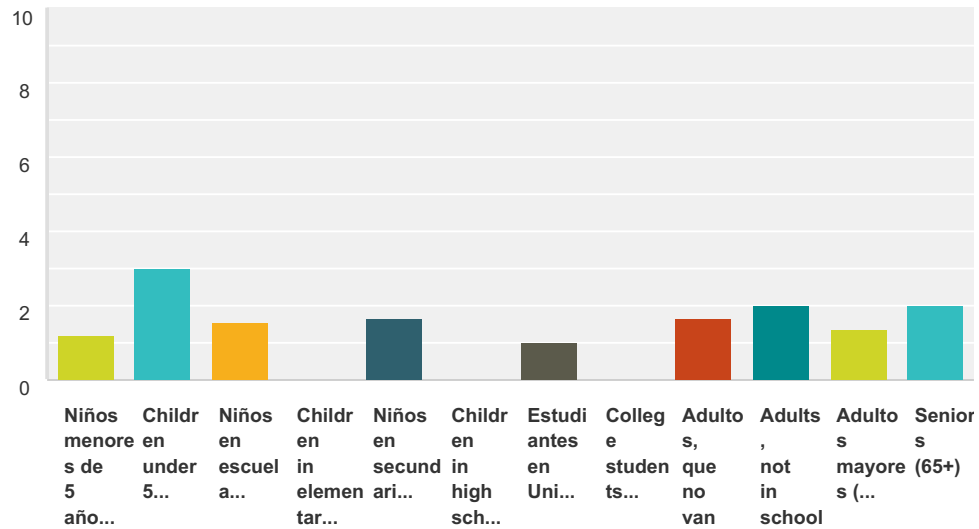
Answered: 34 Skipped: 12



Answer Choices	Responses
Menos de 1 año / Less than 1 year	5.88% 2
Entre 1-3 años / 1 to 3 years	8.82% 3
Entre 3-5 años / 3 to 5 years	14.71% 5
Más de 5 años / More than 5 years	70.59% 24
<b>Total</b>	<b>34</b>

### Q3 ¿Cuántas personas viven en su hogar? How many people are in your household?

Answered: 35 Skipped: 11



Answer Choices	Average Number	Total Number	Responses
Niños menores de 5 años (aún sin ir al escuela)	1	12	10
Children under 5 years (not yet in school)	3	3	1
Niños en escuela primaria (5-14 años)	2	25	16
Children in elementary school (5-14 years)	0	0	0
Niños en secundaria / preparatoria (14-18 años)	2	15	9
Children in high school (14-18 years)	0	0	0
Estudiantes en Universidad (18 años o más)	1	3	3
College students (18+ years)	0	0	0
Adultos, que no van al escuela	2	43	26
Adults, not in school	2	2	1

## Employment / Financial Services

Adultos mayores (+65 años)	1	11	8
Seniors (65+)	2	2	1
<b>Total Respondents: 35</b>			

#	Niños menores de 5 años (aún sin ir al escuela)	Date
1	1	4/17/2017 4:54 PM
2	1	4/17/2017 4:51 PM
3	2	4/17/2017 4:45 PM
4	2	4/17/2017 4:41 PM
5	1	3/24/2017 11:33 AM
6	1	3/24/2017 11:29 AM
7	1	3/24/2017 11:19 AM
8	1	3/24/2017 11:14 AM
9	1	3/24/2017 11:11 AM
10	1	3/24/2017 11:05 AM
#	Children under 5 years (not yet in school)	Date
1	3	4/17/2017 4:43 PM
#	Niños en escuela primaria (5-14 años)	Date
1	2	4/17/2017 4:54 PM
2	1	4/17/2017 4:52 PM
3	1	4/17/2017 4:51 PM
4	3	4/17/2017 4:47 PM
5	1	3/24/2017 11:44 AM
6	1	3/24/2017 11:38 AM
7	3	3/24/2017 11:35 AM
8	1	3/24/2017 11:33 AM
9	1	3/24/2017 11:31 AM
10	1	3/24/2017 11:19 AM
11	3	3/24/2017 11:16 AM
12	1	3/24/2017 11:14 AM

Employment / Financial Services

13	2	3/24/2017 11:11 AM
14	1	3/24/2017 11:01 AM
15	1	3/24/2017 10:57 AM
16	2	3/24/2017 10:14 AM
<b>#</b>	<b>Children in elementary school (5-14 years)</b>	<b>Date</b>
	There are no responses.	
<b>#</b>	<b>Niños en secundaria / preparatoria (14-18 años)</b>	<b>Date</b>
1	2	4/17/2017 4:55 PM
2	1	4/17/2017 4:54 PM
3	1	4/17/2017 4:51 PM
4	1	4/17/2017 4:48 PM
5	1	4/17/2017 4:47 PM
6	2	4/17/2017 4:45 PM
7	1	3/24/2017 11:33 AM
8	2	3/24/2017 11:19 AM
9	4	3/24/2017 10:14 AM
<b>#</b>	<b>Children in high school (14-18 years)</b>	<b>Date</b>
	There are no responses.	
<b>#</b>	<b>Estudiantes en Universidad (18 años o más)</b>	<b>Date</b>
1	1	3/24/2017 11:31 AM
2	1	3/24/2017 11:26 AM
3	1	3/24/2017 11:24 AM
<b>#</b>	<b>College students (18+ years)</b>	<b>Date</b>
	There are no responses.	
<b>#</b>	<b>Adultos, que no van al escuela</b>	<b>Date</b>
1	1	4/17/2017 4:56 PM
2	2	4/17/2017 4:55 PM
3	2	4/17/2017 4:54 PM
4	2	4/17/2017 4:52 PM

Employment / Financial Services

5	1	4/17/2017 4:51 PM
6	1	4/17/2017 4:49 PM
7	3	4/17/2017 4:48 PM
8	2	4/17/2017 4:47 PM
9	2	4/17/2017 4:45 PM
10	1	3/24/2017 11:44 AM
11	1	3/24/2017 11:43 AM
12	1	3/24/2017 11:38 AM
13	1	3/24/2017 11:35 AM
14	1	3/24/2017 11:32 AM
15	2	3/24/2017 11:29 AM
16	2	3/24/2017 11:26 AM
17	2	3/24/2017 11:24 AM
18	3	3/24/2017 11:19 AM
19	1	3/24/2017 11:16 AM
20	1	3/24/2017 11:14 AM
21	3	3/24/2017 11:05 AM
22	1	3/24/2017 11:01 AM
23	1	3/24/2017 10:57 AM
24	2	3/24/2017 10:55 AM
25	3	3/24/2017 10:49 AM
26	1	3/24/2017 10:14 AM
<b>#</b>	<b>Adults, not in school</b>	<b>Date</b>
1	2	4/17/2017 4:43 PM
<b>#</b>	<b>Adultos mayores (+65 años)</b>	<b>Date</b>
1	1	4/17/2017 4:56 PM
2	1	4/17/2017 4:54 PM
3	1	4/17/2017 4:49 PM
4	2	4/17/2017 4:41 PM
5	1	3/24/2017 11:32 AM

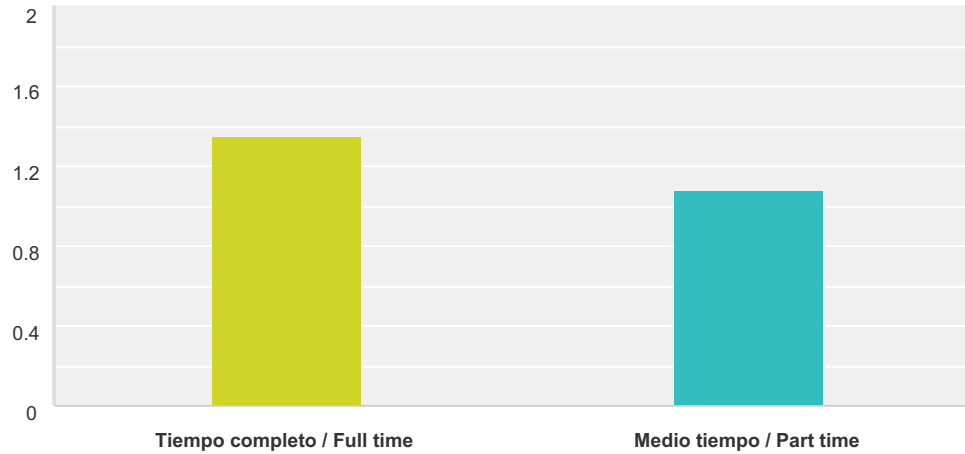
## Employment / Financial Services

6	2	3/24/2017 10:42 AM
7	2	3/24/2017 10:32 AM
8	1	3/24/2017 10:12 AM
<b>#</b>	<b>Seniors (65+)</b>	<b>Date</b>
1	2	4/17/2017 4:41 PM



### Q4 ¿Cuántos miembros de su hogar cuentan con empleo? How many members of your household are employed?

Answered: 29 Skipped: 17



Answer Choices	Average Number	Total Number	Responses
Tiempo completo / Full time	1	23	17
Medio tiempo / Part time	1	14	13
<b>Total Respondents: 29</b>			

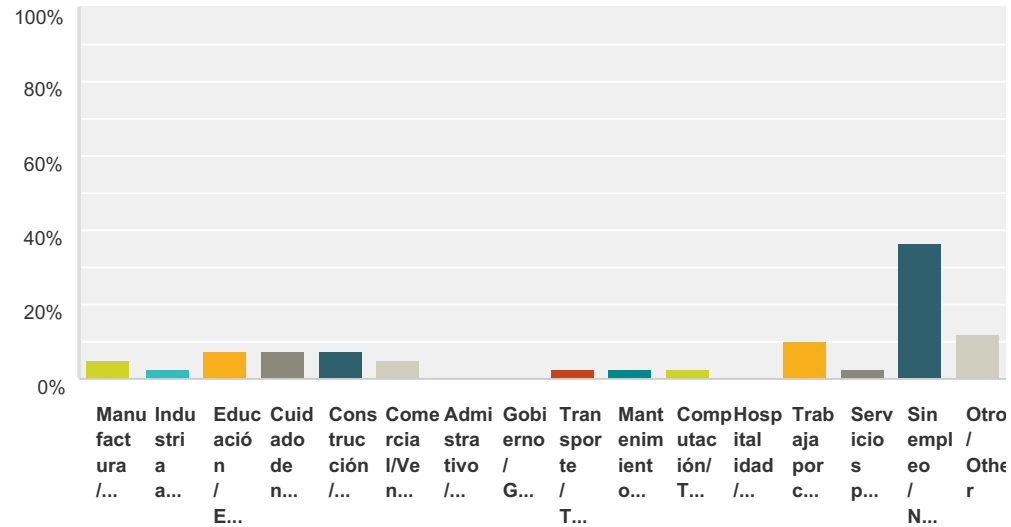
#	Tiempo completo / Full time	Date
1	1	4/17/2017 4:55 PM
2	2	4/17/2017 4:54 PM
3	1	4/17/2017 4:52 PM
4	2	4/17/2017 4:47 PM
5	1	3/24/2017 11:39 AM
6	1	3/24/2017 11:35 AM
7	1	3/24/2017 11:33 AM

Employment / Financial Services

8	3	3/24/2017 11:26 AM
9	3	3/24/2017 11:24 AM
10	1	3/24/2017 11:19 AM
11	1	3/24/2017 11:16 AM
12	1	3/24/2017 11:11 AM
13	1	3/24/2017 11:10 AM
14	1	3/24/2017 11:05 AM
15	1	3/24/2017 10:55 AM
16	1	3/24/2017 10:51 AM
17	1	3/24/2017 10:29 AM
<b>#</b>	<b>Medio tiempo / Part time</b>	<b>Date</b>
1	1	4/17/2017 4:48 PM
2	1	4/17/2017 4:45 PM
3	1	4/17/2017 4:43 PM
4	1	3/24/2017 11:44 AM
5	1	3/24/2017 11:43 AM
6	1	3/24/2017 11:42 AM
7	1	3/24/2017 11:38 AM
8	1	3/24/2017 11:31 AM
9	1	3/24/2017 11:17 AM
10	1	3/24/2017 11:14 AM
11	1	3/24/2017 11:10 AM
12	1	3/24/2017 10:33 AM
13	2	3/24/2017 10:11 AM

**Q5 Si usted tiene empleo, ¿cómo describiría el tipo de trabajo que realiza? If you are employed, how would describe the type of work that you do?**

Answered: 41 Skipped: 5



Answer Choices	Responses
Manufactura / Manufacturing	4.88% 2
Industria alimentaria / Food industry	2.44% 1
Educación / Education	7.32% 3
Cuidado de niños / Childcare	7.32% 3
Construcción / Construction	7.32% 3
Comercial/Ventas / Retail/sales	4.88% 2
Administrativo / Administrative	0.00% 0
Gobierno / Government	0.00% 0
Transporte / Transportation	2.44% 1

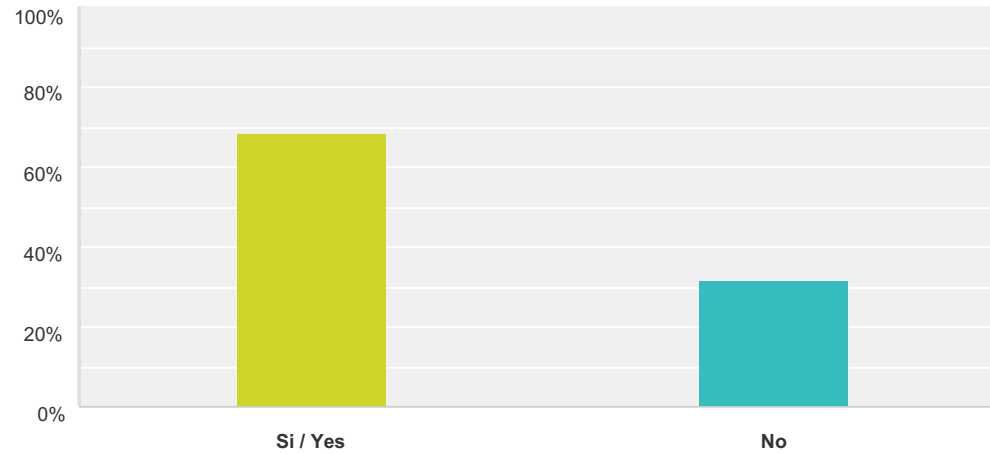
## Employment / Financial Services

Mantenimiento / Maintenance	2.44%	1
Computación/Tecnología / Computer/technology	2.44%	1
Hospitalidad / Hospitality	0.00%	0
Trabaja por cuenta propia / Self-employed	9.76%	4
Servicios personales / Personal services	2.44%	1
Sin empleo / Not employed	36.59%	15
Otro / Other	12.20%	5
<b>Total Respondents: 41</b>		

#	Otro / Other	Date
1	na	4/17/2017 4:41 PM
2	na	4/17/2017 4:41 PM
3	n/a	3/24/2017 11:33 AM
4	n/a	3/24/2017 11:10 AM
5	---	3/24/2017 10:51 AM

**Q6 ¿Hay adultos en su hogar que estén desempleados? Are there adults in your household that are not employed?**

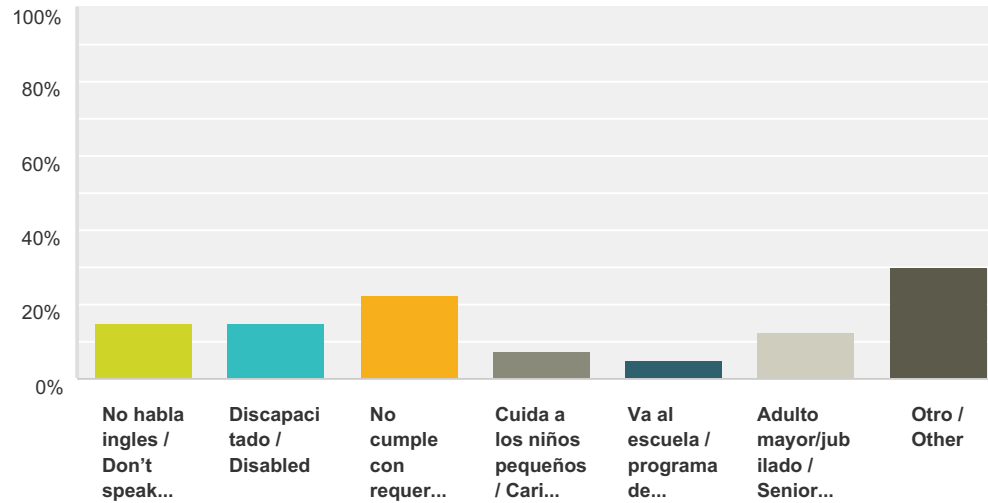
Answered: 44 Skipped: 2



Answer Choices	Responses	
Si / Yes	68.18%	30
No	31.82%	14
<b>Total</b>		<b>44</b>

**Q7 Si hay adultos en su hogar que estén desempleados, ¿cuáles son los principales motivos? If there are adults in your household that are unemployed, what are the main reasons why?**

Answered: 40 Skipped: 6



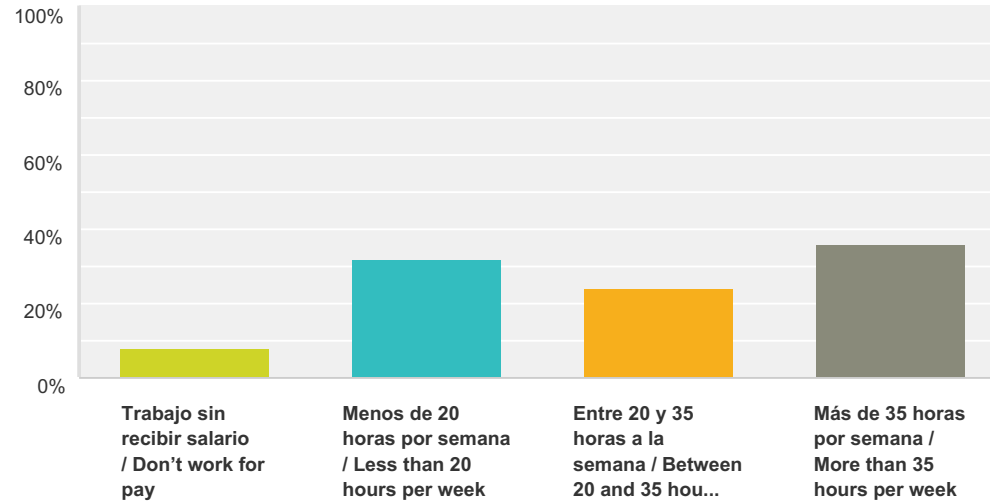
Answer Choices	Responses
No habla ingles / Don't speak English	15.00% 6
Discapacitado / Disabled	15.00% 6
No cumple con requerimientos de empleo / Don't meet employment requirements	22.50% 9
Cuida a los niños pequeños / Caring for young children	7.50% 3
Va al escuela / programa de capacitación / In school/training program	5.00% 2
Adulto mayor/jubilado / Senior citizen/retired	12.50% 5
Otro / Other	30.00% 12
<b>Total Respondents: 40</b>	

## Employment / Financial Services

#	Otro / Other	Date
1	na	4/17/2017 4:49 PM
2	na	4/17/2017 4:47 PM
3	na	4/17/2017 4:45 PM
4	na	4/17/2017 4:41 PM
5	na	4/17/2017 4:41 PM
6	n/a	3/24/2017 11:33 AM
7	buscando trabajo	3/24/2017 11:16 AM
8	----	3/24/2017 11:10 AM
9	no encuentra	3/24/2017 11:05 AM
10	el espero no quiere	3/24/2017 10:55 AM
11	----	3/24/2017 10:51 AM
12	----	3/24/2017 10:49 AM

**Q8 ¿En promedio, cuántas horas a la semana trabaja recibiendo un salario? On average, how many hours per week do you work for pay?**

Answered: 25 Skipped: 21

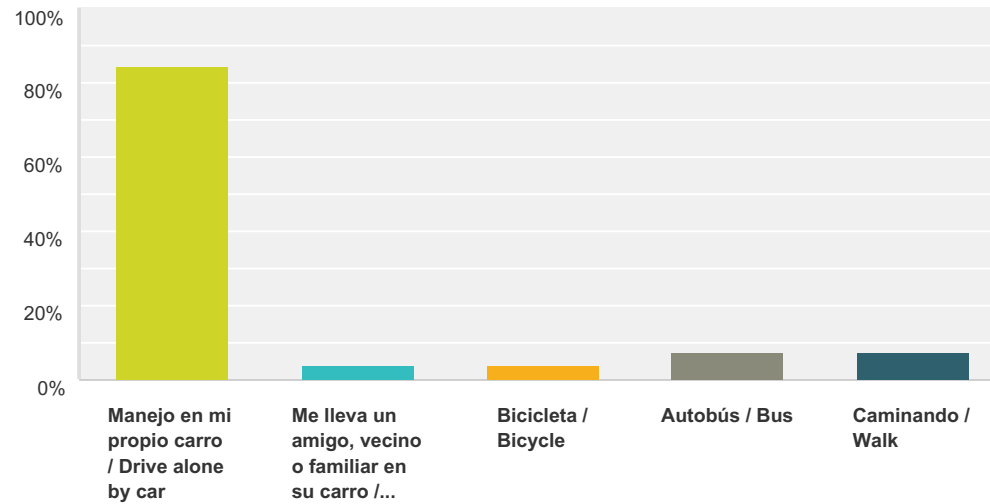


Answer Choices	Responses
Trabajo sin recibir salario / Don't work for pay	8.00% 2
Menos de 20 horas por semana / Less than 20 hours per week	32.00% 8
Entre 20 y 35 horas a la semana / Between 20 and 35 hours per week	24.00% 6
Más de 35 horas por semana / More than 35 hours per week	36.00% 9
<b>Total Respondents: 25</b>	



### Q9 ¿Cómo se transporta regularmente al trabajo? How do you usually get to work?

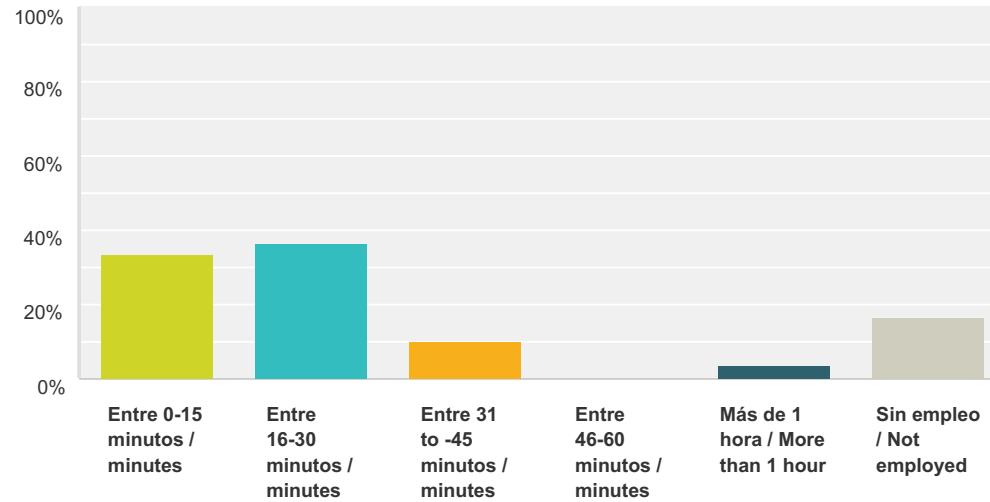
Answered: 26 Skipped: 20



Answer Choices	Responses	
Manejo en mi propio carro / Drive alone by car	84.62%	22
Me lleva un amigo, vecino o familiar en su carro / Transported by a friend/neighbor/family member	3.85%	1
Bicicleta / Bicycle	3.85%	1
Autobús / Bus	7.69%	2
Caminando / Walk	7.69%	2
<b>Total Respondents: 26</b>		

### Q10 ¿Cuánto tiempo le toma transportarse a su trabajo? / How long does it take you to get to work?

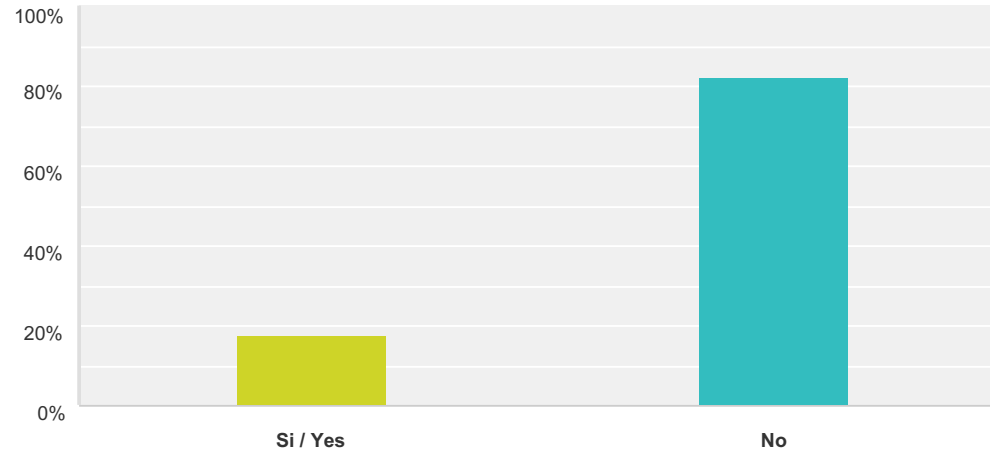
Answered: 30 Skipped: 16



Answer Choices	Responses
Entre 0-15 minutos / minutes	33.33% 10
Entre 16-30 minutos / minutes	36.67% 11
Entre 31 to -45 minutos / minutes	10.00% 3
Entre 46-60 minutos / minutes	0.00% 0
Más de 1 hora / More than 1 hour	3.33% 1
Sin empleo / Not employed	16.67% 5
<b>Total Respondents: 30</b>	

**Q11 ¿Tiene usted días de incapacidad pagada en su trabajo? Do you have paid sick leave through your job?**

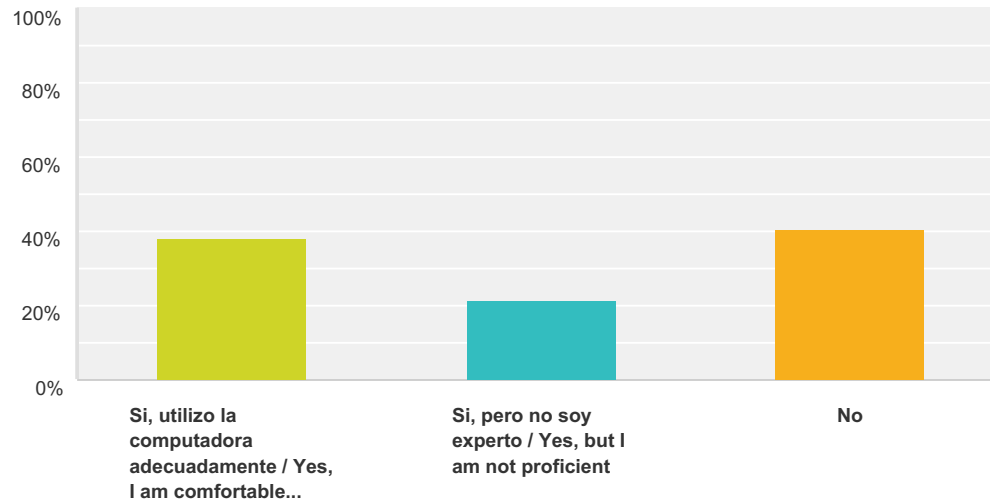
Answered: 34 Skipped: 12



Answer Choices	Responses	
Si / Yes	17.65%	6
No	82.35%	28
<b>Total</b>		<b>34</b>

**Q12 ¿Sabe usted utilizar una computadora?  
Do you know how to use a computer?**

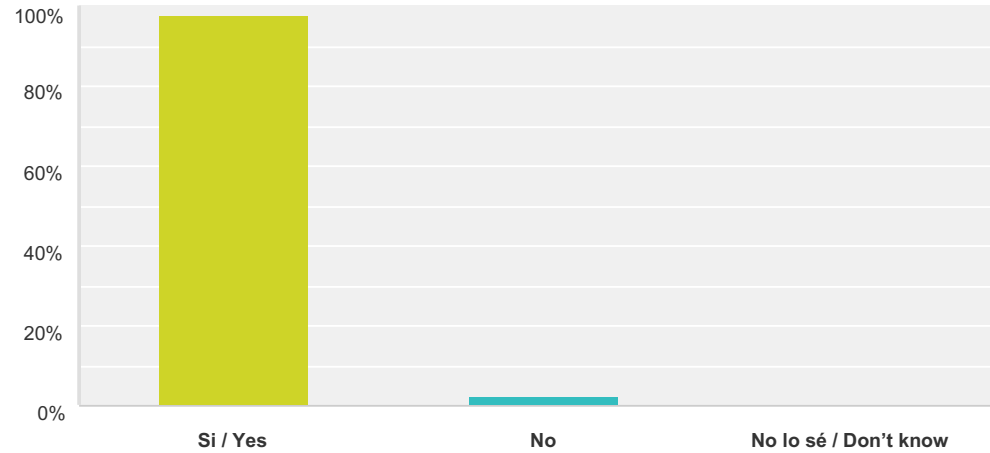
Answered: 42 Skipped: 4



Answer Choices	Responses
Si, utilizo la computadora adecuadamente / Yes, I am comfortable using a computer	38.10% 16
Si, pero no soy experto / Yes, but I am not proficient	21.43% 9
No	40.48% 17
<b>Total</b>	<b>42</b>

**Q13 ¿Tiene usted actualmente un teléfono fijo y/o celular en casa? Do you currently have a working phone/cell phone in your household?**

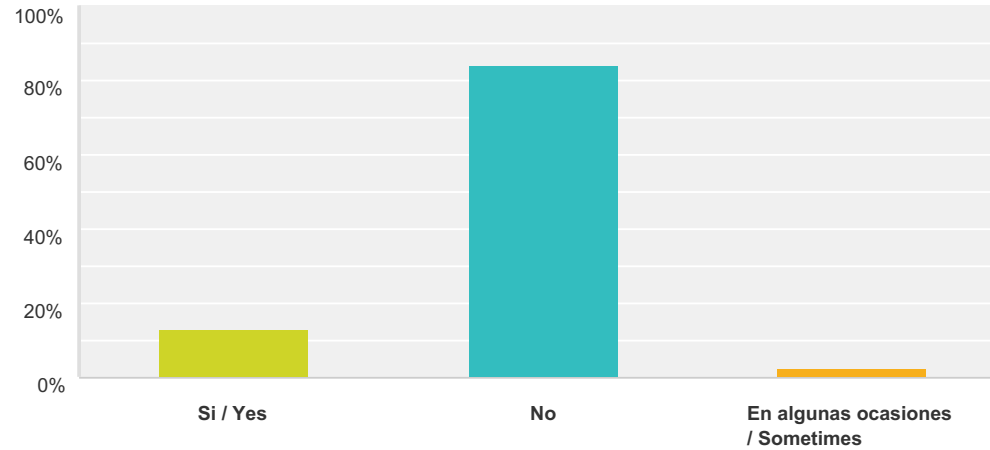
Answered: 42 Skipped: 4



Answer Choices	Responses
Si / Yes	97.62% 41
No	2.38% 1
No lo sé / Don't know	0.00% 0
<b>Total</b>	<b>42</b>

**Q14 Durante los 12 meses anteriores, ¿ha tenido algún problema de salud física o enfermedad que le haya impedido tener un empleo, faltar a su empleo o asistir a actividades escolares o de capacitación? In the past 12 months has your physical health ever been such a problem that you could not take a job, had to stop working or could not attend education or training activities?**

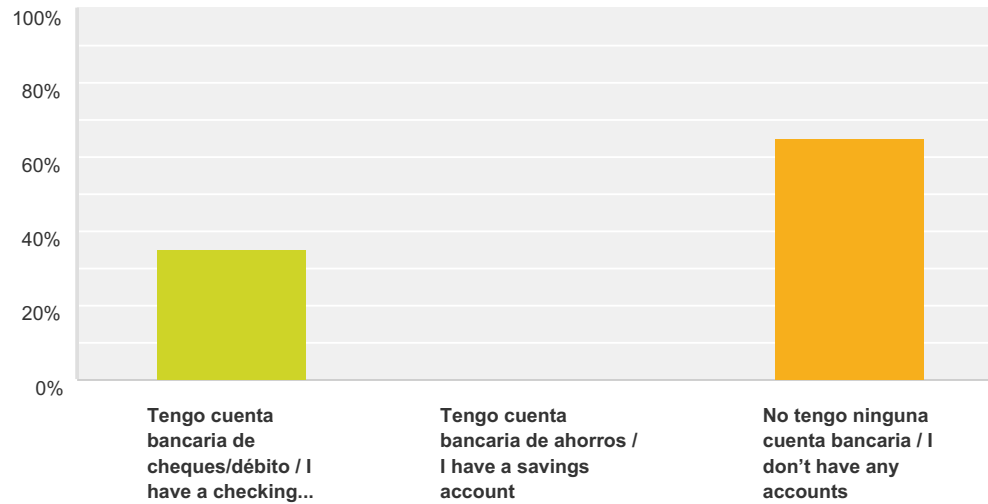
Answered: 38 Skipped: 8



Answer Choices	Responses	
Si / Yes	13.16%	5
No	84.21%	32
En algunas ocasiones / Sometimes	2.63%	1
<b>Total</b>		<b>38</b>

**Q15 ¿Tiene cuenta bancaria o crédito? Do you have a bank/credit union account?**

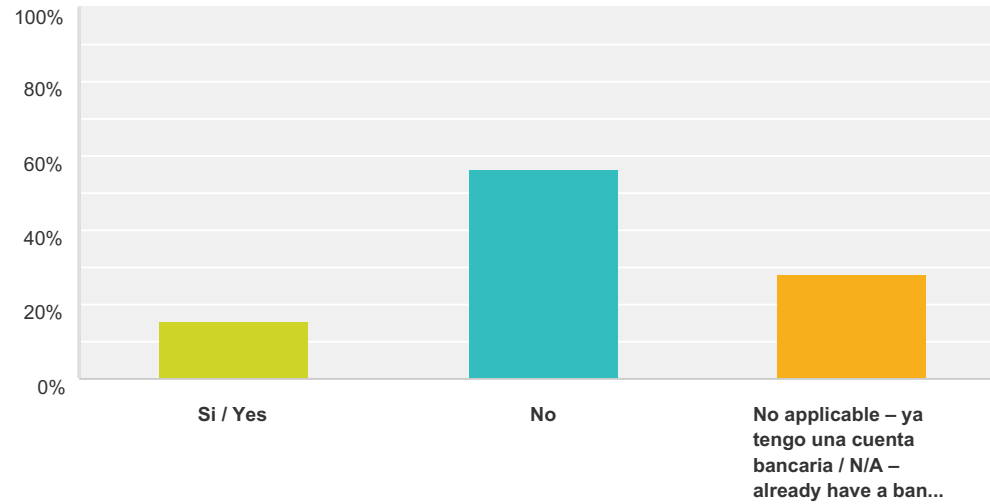
Answered: 43 Skipped: 3



Answer Choices	Responses
Tengo cuenta bancaria de cheques/débito / I have a checking account/debit card	34.88% 15
Tengo cuenta bancaria de ahorros / I have a savings account	0.00% 0
No tengo ninguna cuenta bancaria / I don't have any accounts	65.12% 28
<b>Total</b>	<b>43</b>

**Q16 Si actualmente usted no tiene cuenta bancaria ¿estaría interesado en abrir una? If you do not currently have a bank account are you interested in opening one?**

Answered: 39 Skipped: 7

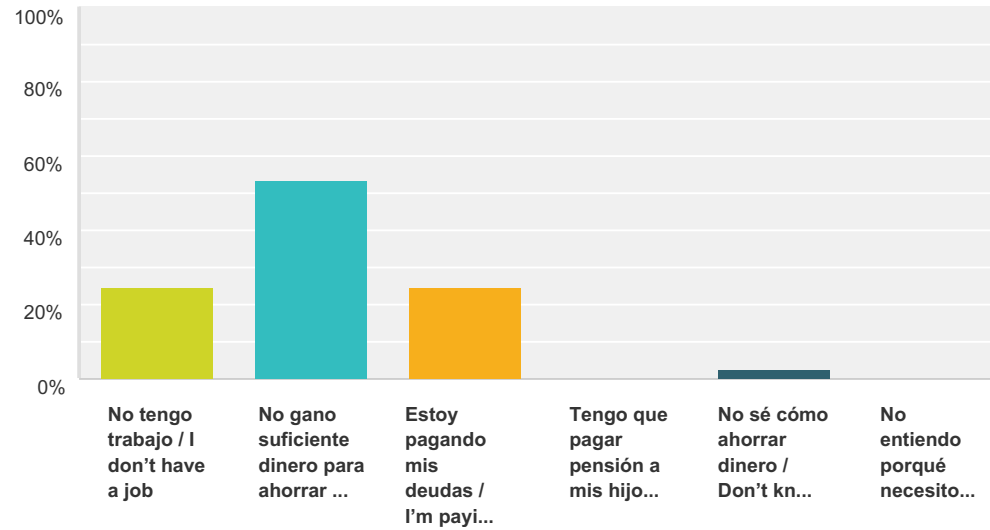


Answer Choices	Responses
Si / Yes	15.38% 6
No	56.41% 22
No applicable - ya tengo una cuenta bancaria / N/A - already have a bank account	28.21% 11
<b>Total</b>	<b>39</b>



### Q17 ¿Cuáles son sus principales retos para ahorrar dinero? What are your main challenges to saving money?

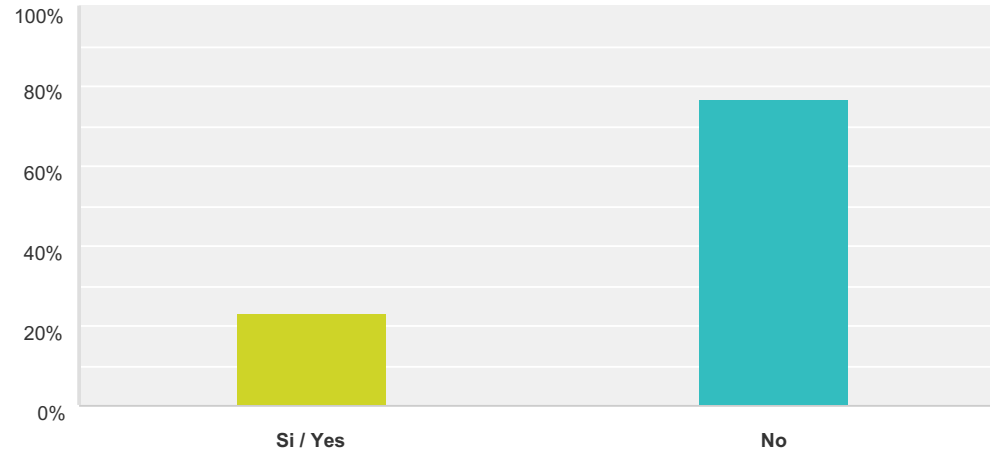
Answered: 41 Skipped: 5



Answer Choices	Responses
No tengo trabajo / I don't have a job	24.39% 10
No gano suficiente dinero para ahorrar / I don't make enough money to save	53.66% 22
Estoy pagando mis deudas / I'm paying off my debts	24.39% 10
Tengo que pagar pensión a mis hijos / I have to pay child support	0.00% 0
No sé cómo ahorrar dinero / Don't know how to save money	2.44% 1
No entiendo porqué necesito ahorrar dinero / Don't know why I need to save money	0.00% 0
<b>Total Respondents: 41</b>	

### Q18 ¿Conoce su reporte de crédito? Do you know your credit score?

Answered: 43 Skipped: 3



Answer Choices	Responses	
Si / Yes	23.26%	10
No	76.74%	33
<b>Total</b>		<b>43</b>